

DUMARAO, CAPIZ - HSWG Partner Reporting

Recovery Shelter Activities (as of 06-OCT-2014)

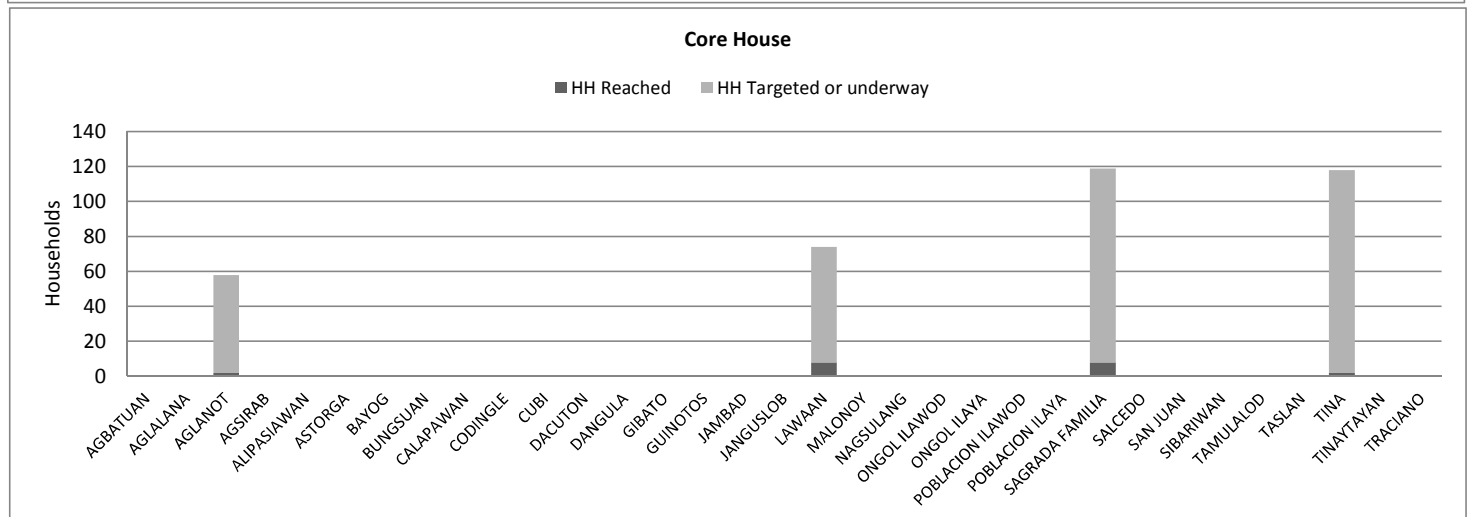
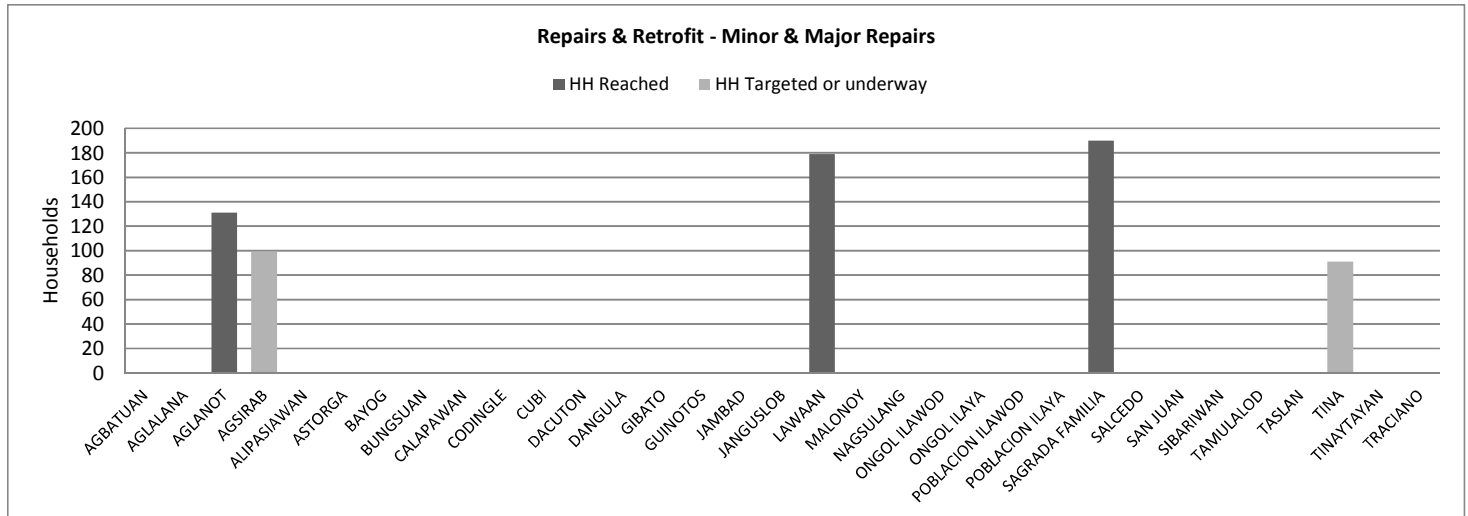
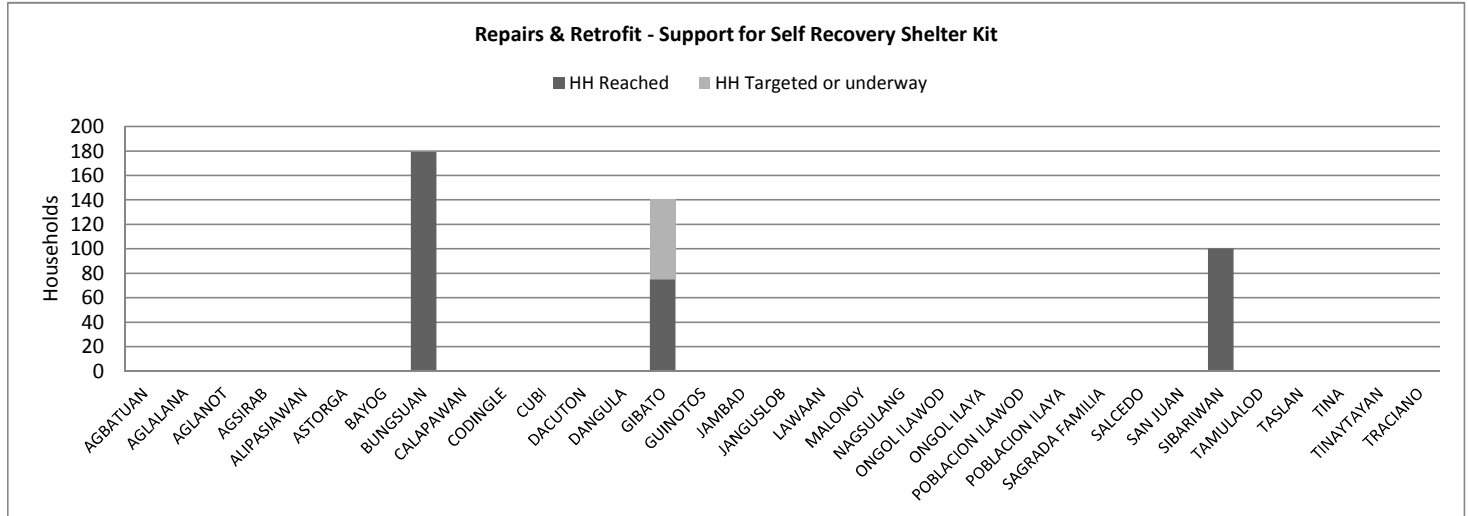
The graphs shown below represent the sum of households who have received (HH reached) or who will receive (HH targeted or underway) recovery shelter support by HSWG partner agencies. Numbers reached are those reported to the HSWG by 6th October 2014. Household number do not represent the total needs by Barangay - for this, consult with relevant Barangay or Municipality. PLEASE NOTE - scale differs in each graph.

For explanation of intervention types, please see Shelter Cluster Recovery guidelines:

<https://www.sheltercluster.org/Asia/Philippines/Typhoon%20Haiyan%202013/Documents/Recovery%20Shelter%20Guidelines.pdf>

The full data set of HSWG data can be found here:

<https://www.sheltercluster.org/Asia/Philippines/Typhoon%20Haiyan%202013/Documents/20141003%20HSWG%20Database%20for%20website.xlsx>





DUMARAO - HSWG Partner reporting

Recovery Shelter activities (as of 06-OCT-2014)

Interventions By AGENCIES

The data shown below represent the sum of households who have received (HH reached) or who will receive (HH targeted or underway) recovery shelter support by HSWG partner agencies. Numbers reached are those reported to the HSWG by 6th October 2014. The full data set of HSWG data can be found here:

<https://www.sheltercluster.org/Asia/Philippines/Typhoon%20Haiyan%202013/Documents/20141003%20HSWG%20Database%20for%20website.xlsb>

Agency	Temporary Shelter		Repairs & Retrofit		Core House		Permanent House		Total HH Reached	Total HH Targeted
	HH Reached	HH Targeted	HH Reached	HH Targeted	HH Reached	HH Targeted	HH Reached	HH Targeted		
CapizNED				0		65			0	65
Citizens' Disaster Response Center			354	354					354	354
PRC - German Red Cross			500	690	20	369			520	1,059
Grand Total			854	1,109	20	369			874	1,478



DUMARAO - HSWG Partner reporting

Recovery Shelter activities (as of 06-OCT-2014)

Interventions By BARANGAYS

The data shown below represent the sum of households who have received (HH reached) or who will receive (HH targeted or underway) recovery shelter support by HSWG partner agencies. Numbers reached are those reported to the HSWG by 6th October 2014. The full data set of HSWG data can be found [here](https://www.sheltercluster.org/Asia/Philippines/Typhoon%20Haiyan%202013/Documents/20141003%20HSWG%20Database%20for%20website.xlsx):

<https://www.sheltercluster.org/Asia/Philippines/Typhoon%20Haiyan%202013/Documents/20141003%20HSWG%20Database%20for%20website.xlsx>

Barangay	Temporary Shelter		Repairs & Retrofit		Core House		Permanent House		Total HH Reached	Total HH Target
	HH Reached	HH Target	HH Reached	HH Target	HH Reached	HH Target	HH Reached	HH Target		
AGBATUAN										
AGLALANA										
AGLANOT			131	131	2	58			133	189
AGSIRAB			0	99					0	99
ALIPASIAWAN										
ASTORGA										
BAYOG										
BUNGSUAN			179	179					179	179
CALAPAWAN										
CODINGLE										
CUBI										
DACUTON										
DANGULA										
GIBATO			75	140					75	140
GUINOTOS										
JAMBAD										
JANGUSLOB										
LAWAAN			179	179	8	74			187	253
MALONoy										
NAGSULANG										
ONGOL ILAWOD										
ONGOL ILAYA										
POBLACION ILAWOD										
POBLACION ILAYA										
SAGRADA FAMILIA			190	190	8	119			198	309
SALCEDO										
SAN JUAN										
SIBARIWAN			100	100					100	100
TAMULALOD										
TASLAN										
TINA			0	91	2	118			2	209
TINAYTAYAN										
TRACIANO										
Grand Total			854	1,109	20	369			874	1,478



DUMARAO - HSWG Partner reporting

Recovery Shelter activities (as of 06-OCT-2014)
Interventions By BARANGAYS & AGENCIES

The data shown below represent the sum of households who have received (HH reached) or who will receive (HH targeted or underway) recovery shelter support by HSWG partner agencies. Numbers reached are those reported to the HSWG by 6th October 2014. The full data set of HSWG data can be found here:

<https://www.sheltercluster.org/Asia/Philippines/Typhoon%20Haiyan%202013/Documents/20141003%20HSWG%20Database%20for%20website.xlsx>

	Temporary Shelter		Repairs & Retrofit		Core House		Permanent House		Total HH Reached	Total HH Target
Barangays & Agency	HH Reached	HH Target	HH Reached	HH Target	HH Reached	HH Target	HH Reached	HH Target		
AGBATUAN										
AGLALANA										
AGLANOT			131	131	2	58			133	189
PRC - German Red Cross			131	131	2	58			133	189
AGSIRAB			0	99					0	99
PRC - German Red Cross			0	99					0	99
ALIPASIAWAN										
ASTORGA										
BAYOG										
BUNGSUAN			179	179					179	179
Citizens' Disaster Response Center			179	179					179	179
CALAPAWAN										
CODINGLE										
CUBI										
DACUTON										
DANGULA										
GIBATO			75	140					75	140
CapizNED			0	65					0	65
Citizens' Disaster Response Center			75	75					75	75
GUINOTOS										
JAMBAD										
JANGUSLOB										
LAWAAN			179	179	8	74			187	253
PRC - German Red Cross			179	179	8	74			187	253
MALONoy										
NAGSULANG										
ONGOL ILAWOD										
ONGOL ILAYA										
POBLACION ILAWOD										
POBLACION ILAYA										
SAGRADA FAMILIA			190	190	8	119			198	309
PRC - German Red Cross			190	190	8	119			198	309
SALCEDO										
SAN JUAN										
SIBARIWAN			100	100					100	100
Citizens' Disaster Response Center			100	100					100	100
TAMULALOD										

DUMARAO - HSWG Partner reporting

Recovery Shelter activities (as of 06-OCT-2014)

Interventions By BARANGAYS & AGENCIES

The data shown below represent the sum of households who have received (HH reached) or who will receive (HH targeted or underway) recovery shelter support by HSWG partner agencies. Numbers reached are those reported to the HSWG by 6th October 2014. The full data set of HSWG data can be found here:

<https://www.sheltercluster.org/Asia/Philippines/Typhoon%20Haiyan%202013/Documents/20141003%20HSWG%20Database%20for%20website.xlsb>

Barangays & Agency	Temporary Shelter		Repairs & Retrofit		Core House		Permanent House		Total HH Reached	Total HH Target
	HH Reached	HH Target	HH Reached	HH Target	HH Reached	HH Target	HH Reached	HH Target		
TASLAN										
TINA			0	91	2	118			2	209
PRC - German Red Cross			0	91	2	118			2	209
TINAYTAYAN										
TRACIANO										
Grand Total			854	1,109	20	369			874	1,478